

UNIT4

BUSINESS SOFTWARE


Documentation FIS2000
PTF001 for release 2015.01

Table of contents

- TABLE OF CONTENTS 2**
- INTRODUCTION 3**
- TECHNICAL ENHANCEMENTS 4**
 - PTF001 4
 - RELEASE 4
- FUNCTIONAL ENHANCEMENTS 5**
 - PTF001 5
 - RELEASE 5
- SEPA 10**
 - PTF001 10
 - RELEASE 10
- CONNECTING WITH OTHER APPLICATIONS 11**
- SOLVED ERROR MESSAGES 12**
 - PTF001 12
 - RELEASE 14
- SUPPORT 18**


Introduction

This document can be regarded as a guide for e.g. the application manager when implementing this release within the organisation.

 *When you are planning to install this PTF together with the 2015.01 base release, please read the release documentation and loading instructions first!*

Please be aware of the following conditions and effects:

- This PTF should only be installed when the FIS2000 2015.01 base release is already present on your server.
- All payment and collection proposals, as well as draft and cheque proposals must be completed (including Pay Definitely / Definitely Collect) before installing new software.
- Always install the Easy @ccess panels provided (the online help text is loaded automatically).
- Users of the Online Approval module need to install the version provided with this release, version 2015.01.01, as well as the most recent Webviewer available on the Portal.
- If you are not yet using FIS2000 release 2014.01 PTF003, please visit the UNIT4 Business Software Client portal (<https://my.unit4.com>) for detailed information on all technical and functional enhancements up to and including this Release/PTF.
- After installing this PTF, you will have to run the 'Modify file library for new release/PTF' procedure for every FIS2000 data library on your system. For this PTF, the posting files will NOT be converted.

 *We strongly recommend testing new software in a separate environment, especially if you use custom built software or third party applications connected with FIS2000.*

Technical enhancements

PTF001

File changes in the database

In this PTF the following data files in the FIS2000 data library will be altered:

DCAPMG	Mandate master data
DCAPIL	Master data per Bank
FAGPU0	(new) URL master data

Release

File changes in the database

In the base release the following data files in the FIS2000 data library will be altered:

DCAPVD	(new) Proposals – Debtor data
DCAPVF	(new) Proposals – Invoice data
DCAPVS	(new) Proposals – data for Reminders & Account overviews
DCIA	Debtor/Creditor company master data
DCRPBR	Bank account master data for Reconciliation
DCRPBT	Reconciliation – Bank transactions
FAGPAA	Tick-off set - actions

Upgrade Lega Suite software

The Easy @ccess panels for release 2015.01 have been built in a new development environment, LegaSuite **7.3c1**. In order to run release 2015.01 successfully you need to install new Easy @ccess software, the so-called Basepack.

The Basepack used up to release 2015.01 (JWalk for release 2010 and 2012, LegaSuite 6.0 for release 2014) cannot be used in combination with the FIS2000 2015.01 release.

If you do not use the JWalk Basepack for other purposes (other UNIT4 software or custom software) you can remove this software.

All details on loading the new Easy @ccess software and panels can be found in the loading instructions for this release.

You may also need to replace the Seagull License Manager (LMS). Please refer to the documentation on the Easy@ccess Basepack for additional (technical) information. If an upgrade is required, the LMS-software can be downloaded from the UNIT4 Portal.

Functional enhancements

PTF001

Maximum amount for collection per mandate

In the mandate master data you can now enter a maximum amount for collection. In 'Print collection proposal' and 'Alter collection proposal' this limit is applied.

Processing data for Belgian chart of accounts

A new enquiry option has been added on menu FISBELG. It provides screen information on the processing data per daybook, such as closed and open periods and the highest invoice numbers used per period.

Online Approval – display invoice attachments

PTF001 contains a new interface possibility to display electronic documents linked to an FIS2000 invoice.

Belgian module – 'Overview for VAT-return' & 'Print annual VAT-list'

For Belgian charts of accounts using 13 booking periods it was not possible to create a correct VAT overview of VAT-list, because this output must be based on monthly periods. As from this PTF FIS2000 offers a selection possibility on posting date instead of posting period to create these overviews.



In order to enable this, specific checks have been removed and special conditions apply. Please contact a FIS2000 functional consultant before using this option.

Release

Proposal functionality for Reminders and Account overviews

As from release 2015.01 Reminders and Account overviews are generated in a way similar to automatic payments. The FIS2000 user runs a proposal first, checks and updates the proposal if required and then starts a definite run.

Note: the following text is on Reminders but applies to Account Overviews as well.

The menu option 'Reminders' has been replaced with two new options:

- 'Generate proposals - reminders', and
- 'Work with proposals - reminders'


The screens in the generation function are equal to the 2014.01 reminder option, however, running the option now results in a reminder proposal. FIS2000 generates a proposal number for each new proposal and copies the description of the request definition if one is used.

Release 2015.01 introduces the option '**Work with proposals - reminders**'. This function presents all proposals, starting with the most recent.

Similar to payment proposals, it is now possible to:


- Ignore all invoices of a debtor for this proposal (one time block)
- Ignore a single invoice in this proposal (one time block)
- Permanently block an invoice for reminders

Of course, you can undo any blocking action.

 *Note: a permanent block remains in effect, also when the proposal is removed!*

Usually a proposal is run definitely at some time. As long as the proposal is not removed from FIS2000, all details of the reminder-run remain available. Because of this, it is possible to reverse or undo the changes made to the reminder status of the invoices involved.

At undo, all reminder numbers are reset to their previous state.

 *Note: Depending on your settings, running reminders also generates appointments. When you reverse the reminder run, these appointments are not removed!*

New dimensions in association checks

Up to this release you could use association checks by entering dependencies between the following financial dimensions:

- Account
- Cost centre
- Cost unit
- Statistics number 1, 2, 3
- Currency
- Daybook

Release 2015.01 introduces two more dimensions for association checks:

- VAT-code
- Criterion (for a Belgian environment)

The functionality of association checks has not changed.

New possibilities in 'Tick off accounts'


Release 2015 contains new functionality in 'Tick off accounts'. In order to retrieve associated posting quicker and easier, it is now possible to select and/or sort postings by:

- Description,
- Cost centre or

- Cost unit

You can also choose to display the description of cost centre and cost unit on your screen for additional information. Refer to 'Maintenance variable layouts screens'.

In this release a new option was added to generate detailed initial balance postings from the postings you have not yet ticked off.

 *After processing the balance postings in the new year from that moment on all actions on these account should take place in the **new year**.*

Release 2015.01 also offers the possibility to enter a small description to a tick-off action. You can use this description to enter a reminder as to the reason of your tick-off action.

The use of this description must be activated by the user (button '*Select*'). On the "Tick Off Accounts - Tick Off Action" screen you can toggle between the description and the user information.

The tick-off function allows one dimension for sorting your postings. In addition it is now possible request additional sorting on 'system item number' within the dimension selected for primary sorting. E.g. you can sort your postings by cost centre, select one cost centre and then choose for ascending or descending order within that selection.

Search for Debtors/Creditors

All search functions for Debtor and Creditor master data has been revised for this release, resulting in new functionality for the search functions on Search items, Postcode and Bank account.

Up to now, using these search functions was handled through positioning with the search argument, always starting with the first position of the corresponding element in the master data. E.g. searching by bank account using argument '135' resulted in the display of all bank accounts, starting with '135000000', in ascending order.

As from this release FIS searches the entire item in the master data, using the search argument. Searching the bank accounts with argument '135' will now result in the display of all bank accounts containing '135', anywhere in the account number.

Search options 'Description' and 'IBAN' already worked like this. Search by Debtor/Creditor number remains an exception; this option is still handled as 'Position to'.

Verified maintenance of Debtor/Creditor master data

Release 2015.01 contains additional functionality in 'Verified maintenance' of Debtor/Creditor master data. In the General settings for a Db/Cr company in FIS2000, you can now select the way the process of Automatic Pay should react to changes in the Debtor/Creditor master data, still to be approved.

In daily practice, this usually means: "If a change was entered in the bank account master data of a creditor and this change has not yet been approved, should the invoices of this creditor be included in a payment proposal?"


In 'Maintain general data - Summary company data' there is a new setting for Verified maintenance: 'Check automatic pay'. There are three possible settings:

- No check; when a payment proposal is generated, the en-route changes in Db/Cr master data are not checked.
- Check **bank account** data; when an 'en-route' change in the bank account master data is found, all invoices of this creditor are ignored and printed on the list of 'Invoices Not Selected'
- Check **all** master data: when an 'en-route' change in any kind of debtor/creditor master data is found, all invoices of this creditor are ignored and printed on the list of 'Invoices Not Selected'.

Checks on bank account number during 'Input financial transactions'

In the general settings you can activate a specific check on bank account number. When activated, the user is forced to enter a specified number of digits from the debtors/creditors bank account number to ensure that the correct debtor/creditor number has been entered.

In release 2015.01 the IBAN bank account number has been included in this check. FIS2000 now searches the IBAN account number first and the original local bank account as second. The search on IBAN is a 'scan' operations, where the system tries to locate the search string in the entire account number.

-  *The check on IBAN account number scans the entire bank account number, so the general setting on 'First or Last' positions is not applied.*

SEPA

For all changes and additions regarding SEPA please refer to the 'SEPA' chapter in this document.

SEPA

This chapter contains all additions and changes regarding SEPA.

PTF001

Verbeterde herkenning MT940 Structured

Bij reconciliatie het aantal tags uitgebreid voor test op structured / unstructured. Deze aanpassingen leiden tot een betere herkenning van o.a. '/ULTB/', '/BUSP/', '/IREF/', '/ID/', '/ULTC/', '/EXCH/' en '/CHGS/'. Verder wordt de samengestelde inhoud van '/CNTP/' nu herkend.

Hashtotaal in SEPA Betaal-/Incassobestanden

Vanaf PTF001 is het mogelijk om het gekozen Hashtotaal (MD5 of een SHA-variant) op te nemen in het SEPA betaal-/incassobestand.



Niet alle banken ondersteunen deze werkwijze en ook de voorschriften van banken zijn niet eenduidig. Neem contact op met uw bank voordat u van deze mogelijkheid gebruik maakt.

Release

Specifications in CAMT.053 files

CMAT.053 files offer more positions for descriptions than MT940 files. This extra space however is not always used by banks.

For example: the MT940-formats works with descriptions of (max) 35 positions. In case banks still apply this limit in their internal systems, a description in a CAMT-file (length: 140 positions) is filled with the original 35 characters, followed by 105 blanks.

This sometimes results in the situation that a relevant search item is spread over two description lines, separated by a large number of spaces. This makes automatic recognition less successful.

In this release a new setting has been introduced to indicate the actual length used in the description fields. This allows FIS2000 to recognise the situation in which a search item is divided over two description lines.

Rejection codes and reasons in CAMT.053 files

For collections that were not carried out by the bank, CAMT.053 offers specific items to report back a rejection code or rejection reason to the client.

As from this release, these items are included in the file for Transactions. This information is now available in "Work with Reconciliation Files - tick off."

Connecting with other applications

All changes described so far, may affect connections with other applications on your PowerSystem. All existing interfaces are supported; in most cases new fields have been added at the end of parameter strings.

Additional information and more technical details are available in the handbook Interfaces in the Online Help text.



FIS2000 release 2015.01 can also be connected to other UNIT4 Business Software applications. Together with FIS2000 a 2015.01 release for all UNIT4 Business Software applications has become available. If you upgrade one of these applications to the 2015.01 level, you need to install the 2015.01 release of all other products as well.

If you have any questions regarding connections with FIS2000, please contact UNIT4 Business Software to get up-to-date information; go to <https://my.unit4.com>

Solved error messages

In the list below you can find all messages that have been solved for the corresponding release. A number is assigned to each of these messages, which are sorted in an ascending order, i.e. the message with the lowest number can be found at the top of the list.

PTF001

Menu option	Number	Description
Base	34218	IFS pathnames are now stored in a separate file
SEPA & Automatic collect	38422	A maximum collection amount is now available in the mandate master data
Online Approval	40210	The message on '1000 invoices' is no longer shown on the screen 'My approved'
Belgian module	40365	New information screen on (closed) periods per daybook.
Reconciliation	40640	The handling of new 'tags' was introduced for MT940 Structured files
Online Approval	40787	New possibility to display additional documents for invoices in Online Approval
Base	40987	Additional check on email addresses
Base	41116	URL's are now stored in file FAGPU0
Internal	41298	'Work with request definitions' has been modified in order to cooperate with client applications.
Screen information postings	41342	Exporting data from a screen with a layout built by the user, included a maximum of 10 columns.
Online Approval	41399	The official sending on an invoice was not always retrieved correctly
Automatic foreign payments	41433	During 'Alter payment proposal' the actual balance was not always shown correctly
Maintain mandate master data	41458	On the display screen for mandate master data, not all mandate items were shown

Menu option	Number	Description
EDI / Remittance Advise	41520	In file REMADV (Remittance Advise) BBAN bank numbers have been replaced with IBAN accounts
SEPA	41777	Additional options to include a hash-total in a SEPA payment or collection file
Relation checks	41781	Relation checks between day books and VAT codes were not handled correctly for Db/Cr account numbers
Column balance	41828	Numbers in the range of 100 million were not printed correctly
Reconciliation	41877	During tick off, invoice numbers split over multiple lines were not always recognised. Also the search through IBAN number now includes debtors and creditors.
Audicon export	41887	Minor changes were made to the export for AUDICON (GDPdU-definition).
Outstanding items analysis	41939	This overview did not always present the right amounts for values in 0 decimal currency
Maintain general data; Bank data - Per bank	41993	Minor changes to the lay-out for function keys
DB/CR screen information – Draft invoices	42012	The build of the information screen for draft invoices did not always work correctly.
Reconciliation	42019	When the tag name /CNTP/ is encountered (Counterparty), FIS now searches for IBAN, BIC and Name within this tag.
Document-oriented input invoices	42027	On 'Document-oriented input invoices' amounts in foreign currency were not always displayed correctly.
Belgium module	42038	For chart of accounts using 13 booking periods, an alternate selection is available for VAT overviews and declarations.
Interfaces	42101	In specific circumstances a call to interface DCAME1 with option 'O' could result in a 'decimal data error'.

Menu option	Number	Description
Input financial transactions	42139	Copying a transaction from the 'Input Financial Transactions - Browse Screen' was not possible if the record number was greater than 100,000
e-Billing	42271	XML-output in UBL2.0 format now available

Release

Menu option	Number	Description
Association checks	31462	New dimensions in Association checks: VAT codes and (for Belgium) Criterion.
Tick off accounts	31689	In 'Tick-off accounts' postings can now be sorted on description.
Tick off accounts	33786	Tick-off accounts now contains extra possibilities for sorting and selection postings on Cost Centre and Cost Unit.
Duplicate master data	35420	Mandates duplicated through 'Copy master data' receive the 'FIRST'-status.
DB/CR Screen Information	35535	Searching for Db/Cr Information by means of a scan.
Automatic pay	37891	Introduction DEPOT-system (NL) in FIS2000
Maintain DB/CR posting proposal	38610	The print function for posting proposals is now available also through 'Maintain DB/CR posting proposal'
Automatic pay	38660	Minor changes in the payment interface for Deutsche Bank in England
Select postings	38943	It is now possible to include 'Bank account number to' and '-from' in the select postings report.
Tick off accounts	39035	When executing a tick-off action, the user can enter a limited description
Automatic pay / Alter payment proposal	39036	During 'Print payment proposal' the master data changes 'en-route' can be checked.

Menu option	Number	Description
Process financial transactions	39244	Under certain conditions it was possible to post transaction directly on Ledger accounts. If the ledger account is blocked (for manual postings of for all postings) this is no longer possible.
Reminders & Account overviews	39420	Generate reminders and account overviews through a proposal.
General	39430	For installation of release 2015.01 in an existing environment, the current version must be at least 2010.01
Remove DB/CR master data/ Remove DB/CR charts	39577	When removing Deb/Cr master data, also Mandates are removed as long as they are not still linked to other Deb/Cr data.
	39593	(not yet included)
Automatic collect	39621	(SEPA Collect) The date field on the collection specification was not always correct.
Maintain DB/CR posting proposal	39691	The maintenance screen now also includes a print option for posting proposals.
Work with reconciliation files	39732	Importing and processing reconciliation files at the same time could result in a 'record-lock'
Input financial transactions	39777	The check on bank account number during 'Input financial transactions' now includes the IBAN account numbers.
General	39783	File description FAEPEJ needed adjustments because of changes in release 2014.01
Maintain DB/CR master data	39842	Searching for DB/CR data has been adapted conform change number 35535.
Kofax	39875	Financial postings from Kofax were initially refused if they did not contain an amount. Rejection is now done when both Amount and Number are zero.
Reconciliation	39939	Reconciliation of format MT940 Structured was extended; element /CNTP/ (Counterparty) can now be recognised and handled by FIS2000
Process financial transactions	39969	In case of technical problems during 'Process financial transactions' the user can retrieve the ID in error more easily through this option.

Menu option	Number	Description
Reconciliation	39979	In CAMT053-reconciliation files, the specifications are often supplied in blocks much smaller than the 140 characters available. In order to improve search results, you can now enter the actual length of the specifications in de bank master data.
VAT listing Belgium	39998	The checks on the settings for a Belgian VAT environment contained an erroneous test; in some cases valid address data would be refused.
Reconciliation	40041	The Dutch ING Bank has introduced new structures in payment specifications for their MT940S format. The search actions in FIS2000 have been adjusted accordingly.
Screen Information Postings - Dossier/invoice	40063	Easy @ccess. When exporting more than one page records of the last page were not included.
Maintain DB/CR-master data	40072	Easy @ccess ValuePack. Input domestic/foreign. Problems with entering or update IBAN.
Input financial transactions	40074	Easy @ccess ValuePack. Characters were not displayed correctly in your own generated screens. Entry fields did not display all characters. Skin "Warm" did not have this problem.
Maintain chart data	40088	When a chart of accounts was entered manually and then linked to a Central chart, the sub-ledger settings were not copied from the Central environment.
Reconciliation	40096	MT940 Structured: for ING bank, the bank account number of the counterpart is now always determined through the /CNTP/ tag.
Easy@ccess	40238	Selecting several lines in a list was not possible using the L_mouse button. This is a result of settings in Legasuite.ini.
Approval	40303	After deleting an entry in the to approve table at least one entry has to contain a date submitted.
Reconciliation	40336	Match EndToEndId and description of financial transaction.
Reconciliation	40359	Reasons for Rejection on report & financial transactions (Description-2).

Menu option	Number	Description
SBR-manager	40385	Check on TAX module removed in case of SBR-manager.
ICP Declaration	40404	Creating the ICP declaration in QDLS is also available for the new Unit4 XML format.
Tick off accounts	40431	During creation of initial balance postings for tick off sets, the definition of the set is duplicated to the new financial year.
Input financial transactions - Record payments	40550	Db/Cr number and name was shown in one screen field; both items have been placed in separate fields.
Check Financial Transactions	40572	All records of an invoice were rejected due to an invoice number already in use.
Input financial transactions – record payments	40575	Number and name of the last debtor/creditor used were displayed in one screen field; these items are now shown in separate output fields.
Interfaces changing data Debtors/Creditors	40817	By calling the interface programs (DCAME0/DCAME1) the company. can now be a source or a central company.
Reconciliation	40892	During tick off, the bank account number and its match were not always printed correctly.
Variable layouts overviews	40900	When adding a new layout, the screen header did not contain the correct text..
Interfaces	40952	In interface DCAVRZ the invoice description was sometimes copied from special currency transactions.
Reconciliation	41158	The account description was not always shown correctly during the editing of a transaction.
Acceptgiro / OLA	41215	On IBAN acceptgiro the '<' character was printed instead of '+' .

Support

In order to guarantee the continuity of your applications, UNIT4 Business Software offers various types of support. What to do if you want to use these services?

- For a problem involving UNIT4 Business Software standard applications, you are requested to contact the Service Desk during office hours. Enter your questions at any time through the UNIT4 Client Portal (<https://my.unit4.com>). Upon logging on, your data will be made known to us. A concise problem description is sufficient for the Service Desk to tackle the problem (within opening hours).
- For support during the installation and/or implementation of Unit4 Business Software applications you need to make a reservation; please contact our Project Office 14 days in advance.
This type of support can be given at any time (during/after business hours), on location or by phone. For these services fixed tariffs apply.

You can reach the Project Office by phone: **+31 88 247 18 35**

You can also get into contact with the Project Office, should you require additional information on other types of support, such as training and advice.